

ACTYON

HYBRID



* This catalogue includes information on both the Actyon ICE and HEV models.

SOPHISTICATED URBAN LIFE, TWO DISTINCT CHOICES

ACTYON & ACTYON HYBRID

Bold performance with the Actyon.

Smooth efficiency with the Actyon Hybrid.

Complete your city lifestyle.

ACTYON HYBRID



ACTYON







STYLE

NEW HORIZON TO YOUR STYLE

The signature design of KGM, inspired by the Korean flag and the Big Dipper, brings the Actyon Hybrid's unique beauty to life through sophisticated lighting architecture.



Geon, Gon, Gam, Ri

Geon, Gon, Gam, Ri are elements that make up flag of Korea.



Daytime Running Lights & Intake Grille




Rear Combination Lights

SIMPLE LINES, BROAD ELEGANCE

The sporty roofline, bold character lines, and elegantly curved rear define the dynamic design of this urban SUV coupe.

Its precisely aligned rear elements create a luxurious impression, perfect for those who appreciate refinement and sophistication.







BOLD, CHARISMATIC, AND VOLUMINOUS

The plentiful length and width give the vehicle a commanding and stable presence. Complemented by a high belt line and pronounced wheel arches, it exudes dynamism, while the sculpted hood design enhances its three-dimensional allure.





* The Black Suede & Red Point two-tone interior is an exclusive option for the Actyon ICE model.



YOUR HAVEN ON WHEELS: WHERE STYLE MEETS COMFORT

The sleek, wide design and customized convenience features cultivate a driving environment focused on your enjoyment. Meanwhile, the red-stitched interior exhibits aesthetic perfection, awakening your senses with every detail.



Floating Centre Console and Under Tray



Crystal 'Shift-by-Wire' Toggle Switch

ACTYON HYBRID



Black Suede Quilted Interior (Actyon HYBRID Only)

* Specifications may vary depending on engine type and optional features.

SOPHISTICATED SILENCE: ELEGANCE IN EVERY DETAIL

The Black Suede Package transforms the cabin into a serene and exclusive space. Subtle textures and dark-toned suede accents envelop you in refined luxury, creating a sense of calm focus that complements the Actyon Hybrid's quiet confidence.



Genuine leather-wrapped steering wheel



Smart power tailgate with kick-motion sensor



20-inch Michelin noise-reducing tyres (Optional in the Actyon HEV)

ENJOY WITH CONFIDENCE, ENJOY WITH YOUR FAMILY

Friends, lovers, pets, and parents—all those who bring joy into your life are your family. Delight in quality time together within the luxurious indoor space of the Actyon Hybrid.





TECHNOLOGY

FOR YOUR SMARTER CITY LIFE

The state-of-the-art infotainment system features a 12.3-inch panoramic display, enhanced by KGM's new GUI platform - Athena 2.0. This intuitive interface delivers a fully engaging digital experience and satisfies all your senses.



Dual Display Navigation (EU Only)



New Graphical UI Platform – Athena 2.0



Phone Projection: Android Auto & Apple CarPlay



Dual Zone Automatic Air Conditioner



SIMPLY KICK AND OPEN

The Actyon Hybrid offers effortless convenience with just a gentle kick. The power tailgate is equipped with kick-motion sensors for those moments when you're busy and your hands are full.



SPACE

LOWER, YET LARGER

Despite its sleek, low profile as an SUV coupe, the Actyon Hybrid offers the highest load capacity in its class. When the second row is folded, the space expands to an impressive 1,440ℓ, providing a versatile storage area to accommodate your dynamic lifestyle.



POWERTRAIN (ACTYON)

EXCITING CITY DRIVE

Equipped with a powertrain that excels in the city.
With outstanding fuel efficiency and driving performance,
The Actyon is more than ready to meet your daily needs.



Petrol 1.5 GDI Turbo Engine

Following the rise in global demand for high-performance downsized engines, this unit delivers maximum torque from 1,500 rpm for dynamic everyday driving.



Toggle Switch Type Electronic Transmission

With the Actyon, you'll enjoy driving wherever you go. The electronic transmission system enables smooth and effortless gear shifting.

163 Max. Power
ps/5,000~5,500rpm

280 Max. Torque
Nm/1,500~4,000rpm





ACTYON

POWERTRAIN (ACTYON HEV)

DUAL-TECH HYBRID FOR QUIET, EFFICIENT DRIVING

By integrating dual motors with an efficient e-DHT, hybrid system achieves up to 94% electric-mode driving in city environments — combining near-silent operation with remarkable fuel efficiency.

Dual-Tech Hybrid System

Up to in urban driving

94% in EV mode

Up to

6.086 $\text{L}/100\text{km}$ urban fuel economy (with 20-inch Michelin tyres)



Dual-Tech Hybrid System

KGM's high-efficiency hybrid combines a dedicated HEV engine with a powerful dual-motor e-DHT for smooth performance and excellent fuel economy.



9 Hybrid Driving Modes


The dual-motor e-DHT system enables a total of nine versatile hybrid driving modes, including EV mode, HEV mode, and engine drive mode.



Smart Frequency Damper

The Smart Frequency Damper enhances ride stability and comfort by intelligently absorbing road vibrations.

* Specifications may vary depending on engine type and optional features.



ACTYON HYBRID



PERFORMANCE

REACH YOUR DESTINATION WITH INTENSITY AND SAFETY


The Actyon delivers both confident control and exhilarating driving pleasure, offering performance tailored to diverse road conditions and off-road adventures.

All-Wheel Drive System *(Actyon ICE Only)*

KGM's unmatched All-Wheel Drive system, originating from the legacy of the renowned Four-Wheel Drive family, delivers exceptional performance across diverse road conditions.

Drive Mode

Comfort, Sport, and Winter modes are available, allowing you to select the driving mode that best suits the driving environment and your needs.



DRIVE COMFORT

GET AWAY FROM THE URBAN NOISES AND FOCUS ON YOUR JOURNEY

Immerse yourself in a serene environment where you can truly focus on the road and your journey.

Laminated Front Door Glass with Solar Control

Laminated solar control soundproof glass is applied to the front door windows to effectively block external and road noise. (optional)

Michelin Noise-Cancelling Tyres

Michelin noise-cancelling tyres reduce road noise and tyre resonance by 50%, which is a 10 dB decrease in perceived noise. (optional in the Actyon HEV)



DRIVER ASSISTANCE

EXQUISITE CARE THAT TRANSCENDS SAFETY, OFFERING COMPLETE PEACE OF MIND

A cutting-edge Advanced Driver Assistance System prioritizes the safety of passengers and pedestrians, ensuring a secure and enjoyable driving experience amidst the bustling urban traffic.

Intelligent Adaptive Cruise Control


When driving on different roads, IACC maintains the distance between your car and the car in the front (by speeding up&down/stopping/starting) based on the speed set by the driver, while helping the car stay on its lane using the cutting-edge driving assistance systems.

Autonomous Emergency Braking

Helps avoid or minimize the risk of collision by detecting slower moving or stationary vehicles, people, and cyclists and warning the driver in advance.

Intelligent Speed Assist

Detects speed limits, warns the driver, and helps prevent speeding. The speed sign appears on the instrument screen, and if over or under the limit, the driver is prompted to adjust the speed.




Blind Spot Detection Warning / Blind Spot Collision Assist

Automatically assists braking if the risk of collision with vehicles in the blind-spot while changing lanes is detected.


Front Vehicle Start Warning

Attracts the driver's attention with a visual pop-up alert and audible sound when the vehicle directly in front is pulling away.



Lane Keeping Assist / Lane Departure Warning

Lane Keeping Assist uses a front camera to monitor the painted lane markers. Upon detecting an attempt to change lane without prior signaling, it automatically corrects the electric power steering to keep the vehicle within the intended lane.




Rear Cross Traffic Collision Assist / Rear Cross Traffic Warning

When reversing and an approaching vehicle is detected in the driving path, RCTA sounds an alarm and automatically applies the brakes to stop the vehicle and minimize the risk of collision.

Safety Exit Warning

Warns of the risk of collision with vehicles in the blind spot when the vehicle is stationary and a passenger opens a door to exit the vehicle.



SAFETY

PERFECT PARTNER IN THE JUNGLE OF CITIES

Comprehensive safety measures are designed to protect all passengers, including enhanced crash-prevention features such as high-strength steel reinforcement and standard eight airbags. The 3D Around View Monitoring System further ensures a secure driving experience.

8 Airbags

- ① Driver's airbag
- ② Driver's knee airbag
- ③ Passenger's airbag
- ④⑤ Driver's & passenger's side airbags
- ⑥⑦ Curtain airbag
- ⑧ Front row far side airbag



78% High-Strength Steel

The rigidity, integrity and safety of the bodyshell have been strengthened by using high-strength steel in 78% of its construction and by hot press forming.



Multi-Collision Avoidance System

If the driver loses control of the vehicle due to an accident, automatic emergency braking helps reduce the risk of secondary collisions and further accidents.



Around View Monitoring System

Enhances safety and convenience by displaying the surrounding area in a three-dimensional view. This system supports both driving and parking.

- 1 360° around view
- 2 Driving rear view
- 3 Clear-sight ground view



FEATURES

EXPERIENCE UNMATCHED ELEGANCE AND EFFORTLESS CONVENIENCE

Every touch and glance reveals the Actyon Hybrid's commitment to exceptional marketability, with an array of meticulously designed convenience features that cater thoughtfully to every customer need.



Auto-locking function



Gas bonnet struts



LED headlamps



Hood garnishes



Outside rear view mirrors



Silver-accented roof side mouldings




Fashion rails



Panorama sunroof



Shark-fin antenna with GLONASS, DAB and GSM



Centre high-mounted stop lamp



HD rear view camera



Rear fog lamps



High-gloss rear skid plate



Door scuffs



Luggage cover



Spare tyre (Actyon ICE only)



Heated front and rear seats



Ventilated front seats



Reclinable rear seats



Passenger seat walk-in-device



Wireless mobile charger



Electronic parking brake with auto-hold function



Front



Rear

12V power sockets and 27W USB-C chargers in the front and rear



Passenger airbag on/off switch



Sliding sun visors with illumination



Overhead console with map lights (and sunroof control switch)



Rear air vent



Headrest hangers



Manual roller blinds



Front



Rear

Cup holders



Door map pockets




Seatback pockets



Multi-purpose box



Power tailgate open switch in luggage



Shopping hook



Quarter lower trays

EXTERIOR COLOURS & WHEELS

*2-tone exteriors include a black roof & spoiler.

1-Tone

2-Tone



1-Tone Only



20" Diamond-Cut Alloy Wheels



INTERIOR COLOURS

Charcoal Black With Red Stitches (Standard)



2-Tone Camel and Beige (Optional)



2-Tone Black Suede and Red Point (Optional - Actyon ICE Only)



Black Suede (Optional - Actyon HEV Only)



* Genuine leather seats and suede seats complemented by synthetic materials (including TPU) in certain areas.

TECHNICAL DATA (ACTYON HEV)

Emission			Euro 6e-bis		
Engine			Petrol 1.5 GDI Turbo		
Steering wheel position			LHD		
Driven wheels			2WD		
Tyre			20" Michelin	20" Nexen	
Exterior dimension	Overall length	mm	4,740		
	Overall width		1,910		
	Overall height		1,670 (1,680 : with roof rack)		
	Wheelbase		2,680		
	Tread		Front	1,635	
			Rear	1,655	
	Overhang		Front	915	
			Rear	1,145	
	Minimum ground clearance		193		
Minimum turning radius	m	5.43			
Weight	Gross vehicle weight	kg	2,290		
	Kerb weight		1,725		
	Gross trailer weight		Braked	1,300	
			Unbraked	500	
Engine	Fuel	-	Petrol		
	Fuel tank	ℓ	50		
	Capacity	cc	1,498		
	Bore x Stroke	mm	72 x 92		
	Compression ratio	-	14 : 1		
	Number of cylinders	-	4 In-line		
Electric Motor	Max. power	kW	130.0		
		ps	176.8		
	Max. torque	Nm	300.0		
		kgf·m	30.6		
Performance	Max. power	kW/rpm	110/5,500		
		ps/rpm	149.5/5,500		
	Max. torque	Nm/rpm	220/2,400~4,200		
		kgf·m/rpm	22.4/2,400~4,200		
Max. speed	km/h	174.5			
Combined System Output(Motor + Engine)	Max. power	kW	150.0		
		ps	204.0		
Fuel consumption	CO ₂ (combined)	g/km	138.00	134.00	
	Combined	ℓ/100km	6.086	5.910	
	Urban		-	-	
	Extra urban		-	-	
	Phase 1 (Low phase)		6.058	6.054	
	Phase 2 (Mid phase)		4.418	3.734	
	Phase 3 (High phase)		5.336	5.361	
	Phase 4 (Extra high phase)		7.709	7.587	
Test mode	Worldwide Harmonised Light Vehicle Test Procedure (WLTP)				

* The fuel economy can vary according to road conditions or driver's habits. * The above technical data can vary slightly by regional certification requirements or sales specifications.


TECHNICAL DATA (ACTYON)

Emission			Euro 6e (Euro 6e-bis from Oct. 2025)		
Engine			Petrol 1.5 GDI Turbo with ISG		
Steering wheel position			LHD		
Driven wheels			2WD		4WD
Transmission			6MT	6AT	6AT
Exterior dimension	Overall length		4,740		
	Overall width		1,910		
	Overall height		1,670 (1,680 : with roof rack)		
	Wheelbase		2,680		
	Tread	Front	1,635		
		Rear	1,655		
	Overhang	Front	915		
		Rear	1,145		
	Minimum ground clearance		206		
	Minimum turning radius		5.43		
Weight	Gross vehicle weight		2,050	2,080	2,170
	Kerb weight		1,550	1,580	1,670
	Gross trailer weight	Braked	1,500		
		Unbraked	750	500	
Engine	Fuel	-	Petrol		
	Fuel tank	ℓ	50		
	Capacity	cc	1,497		
	Bore x Stroke	mm	76 x 82.5		
	Compression ratio	-	9.5 : 1		
	Number of cylinders	-	4 In-line		
Performance	Max. power	kW/rpm	120/5,000~5,500		
		ps/rpm	163/5,000~5,500		
	Max. torque	Nm/rpm	280/1,500~4,000		
		kgf-m/rpm	28.6/1,500~4,000		
Max. speed	km/h	194	191		
Fuel consumption	CO ₂ (combined)	g/km	180.70	193.60	205.00
	Combined	ℓ/100km	7.955	8.525	9.027
	Urban		-	-	-
	Extra urban		-	-	-
	Phase 1 (Low phase)		9.772	11.117	11.612
	Phase 2 (Mid phase)		7.498	8.287	8.860
	Phase 3 (High phase)		6.853	7.261	7.768
	Phase 4 (Extra high phase)		8.495	8.787	9.246
	Test mode		Worldwide Harmonised Light Vehicle Test Procedure (WLTP)		

* The fuel economy can vary according to road conditions or driver's habits. * The technical data listed above may vary according to regional certification requirements or sales specifications. * ISG : Idle Stop and Go

DIMENSIONS

Unit : mm





KG MOBILITY

92 Tongil-ro, Jung-gu, Seoul, Republic of Korea

 www.kg-mobility.com/en/

 www.instagram.com/kgm.world.official

 <http://www.facebook.com/KGMglobalofficial>

 <http://www.youtube.com/@kgm.world.official>

Some of the equipment shown in this brochure are optional and may not be available in certain models or markets.
All specifications are subject to change without notice.
Please contact your local dealer for the latest information.