

Unexpected Adventure
TORRES



UNEXPECTED ADVENTURE TORRES

Torres del Paine – the explorer's dream.

The ultimate land of adventure.

The inspiration behind the Torres, informed by this dramatic natural scenery.

A rare and unforgettable experience.

This is the exhilaration of adventure, and why you have been waiting for Torres.





FREE YOUR SPIRIT OF ADVENTURE

Bold, rugged, confident - Torres has been designed from the ground up for your next adventure. With its three-dimensional headlamps and daytime running lights, LED rear lights and spare wheel cover inspired tailgate, it looks every bit like an authentic SUV.





POWERED BY TOUGHNESS

Taking its design cues from the original and authentic SUV, this new car reinterprets the spirit and heritage of KGM. By blending the elements of the original design into a bold, confident look fused with innovative technology and functionality – this is Torres.

CLEAR LENS, FULL LED HEADLIGHTS / 6 VERTICAL GRILLE CASTELLATIONS
FLAG STYLE EXTERIOR DOOR MIRRORS


COMBINATION LED REAR LIGHTS
BODY-COLOURED HEXAGONAL REAR TRIM & EXTERIOR TAILGATE HANDLE



TEAL GREY & GREIGE WHITE 2-TONE INTERIOR COLOUR

WIDEN YOUR HORIZONS

Sitting behind its wide, slim and contemporary dashboard gives you the sense of space and an uninterrupted view of the route ahead. Whether driving through the city or on your way to the mountains, relish the unfolding landscape and the excitement just around the next corner.



AMBIENT LIGHTING

Soft and luxurious mood lighting which can be set in any one of 32 colours, accentuates the interior and can be adjusted at night to prevent glare and create a sense of calm.



TEAL GREY & GREIGE WHITE 2-TONE INTERIOR COLOUR

SMART, DIGITAL AND INTUITIVE

Integrated seamlessly into the harmonious and ergonomic interior design, Torres minimises the use of physical controls while ensuring clear communication, ease of operation and convenience by presenting information on three separate displays including an 12.3-inch touch screen that is intuitive and easy to use.



1. 12.3" navigation system with HD rearview camera
2. Apple CarPlay and Google Android Auto
3. Front dual zone auto air conditioning system
4. 3D 360° Around View Monitoring System including clear-sight ground view

STYLE YOUR WAY

While the exterior of Torres imbues a rough and tough vibe, the interior is intended to portray a more delicate, comfortable and contemporary space. You can finish your Torres to match your individual style with a selection of interior colours - grey, black or brown, and adjust your seat position and other features to achieve exactly the right level of convenience, comfort and relaxation.

1. 40:60 split rear seats with 32.5° reclining 2. Powered 8-way front seats with driver 2-way lumbar support 3. Hanger headrest 4. Heated seats, front and rear 5. Ventilated front seats



TEAL GREY & GREIGE WHITE 2-TONE INTERIOR COLOUR



SPACE FOR YOUR ADVENTUROUS LIFE

Torres offers an amazing living space and practicality for you and your lifestyle.

SMART POWER-OPERATED TAILGATE



INTERNAL TAILGATE OPENING BUTTON





LOAD UP AND TAKE OFF

The load area has the best-in-class capacity from 703litres – 1,662litres.

A large luggage space befitting a mid-size SUV.

There is also a discrete and hidden space under the load floor for even greater space efficiency and security.

This huge and useable space will become part of your new way of living.



CHOICE OF SEATING CONFIGURATIONS Load space

1. 2nd row 100% FOLDED (1,662litres)
2. 2nd row 60% FOLDED (1,320litres)
3. 2nd row 40% FOLDED (1,181litres)
4. NORMAL SEATING (703litres)

POWERFUL, DYNAMIC AND FUN

Wherever your next journey takes you, you'll enjoy the drive with Torres. Its direct injection turbo petrol engine and smooth, efficient transmission responds quickly from the start, demonstrating excellent performance under real driving conditions. Feel the fun building and the control you get from the optimised driving/steering modes: normal, sport and winter driving mode with the automatic transmission.

1.5 GDI TURBO PETROL ENGINE

With the global trend for high-performance downsized engines, this unit delivers maximum torque from a low of 1,500rpm, for dynamic driving in everyday life.

Max. Power (PS/rpm)	163 / 5,000 ~ 5,500
Max. Torque (Nm/rpm)	280 / 1,500 ~ 4,000
Displacement	1,497 cc
Petrol Engine	1.5 GDI turbo

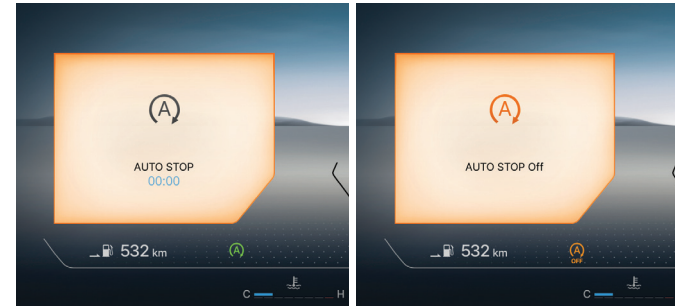
'SHIFT BY WIRE' TOGGLE SWITCH

The latest 3rd generation 6-speed AISIN automatic transmission chosen for some of the world's best cars gives a superb shift performance for an agile, smooth drive.




IDLE STOP & GO SYSTEM (ISG)

When the vehicle is stationary (and the brake pedal is pressed), the engine automatically stops running. This prevents it idling and improves fuel economy.




DRIVING MODE SYSTEM

Three optimised driving modes (Comfort, Sport & Winter) with the automatic transmission.



**78%
HIGH-TENSILE
STEEL**



BUILT WITH THE MOST ADVANCED HIGH-STRENGTH STEEL

The rigidity, integrity and safety of the bodyshell have been strengthened by using high-tensile steel in 78% of its construction while also utilising Hot Press Forming.

UPHILL OR DOWN DALE – GO SAFELY

Torres delivers best-in-class safety – no compromise.

With a best-in-class 8 airbags and the highest utilisation of high-tensile steel plate, the safety of driver and passengers is assured.


And there are seatbelt reminders for all five seating positions to ensure every journey is safe from the moment the car starts.

8 AIRBAGS



1. Driver's airbag 2. Driver's knee airbag 3. Passenger's airbag 4&5. Driver's & passenger's side airbags
6&7. Curtain airbags 8. Seat centre airbag

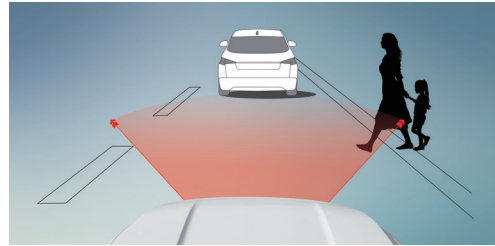
SEATBELT REMINDER FOR ALL FIVE SEATING POSITIONS



DRIVE WITH CONFIDENCE

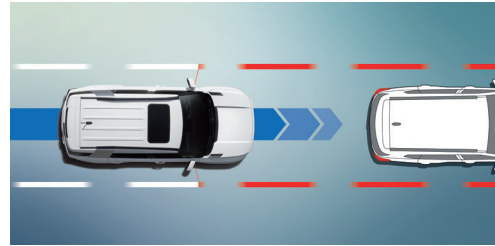
Wherever the spirit of adventure takes you, get there and back safely. By fusing innovative intelligent technology into an original and authentic looking SUV, Torres delivers a comprehensive suite of state-of-the-art driving assistance features, making it one of safest and most relaxing cars to drive and travel in.

THE LATEST ADVANCED DRIVER ASSISTANCE SYSTEMS



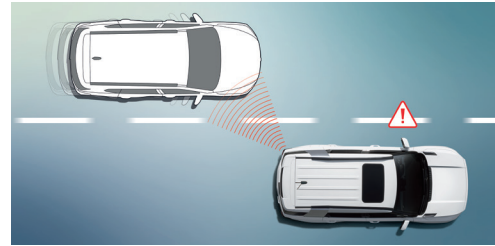
Autonomous Emergency Braking (AEB)

Helps avoid or minimise the risk of collision by detecting slower moving or stalled vehicles and warning the driver in advance.



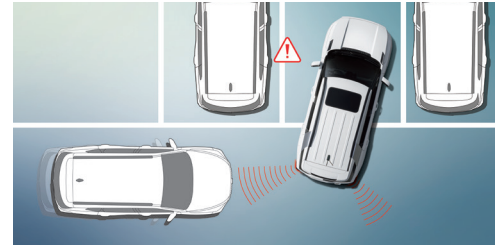
Centering Lane Keeping Assist (CLKA) Lane Departure Warning (LDW)

CLKA uses a front camera to monitor the painted lane markers. On detecting an attempt to change lane without prior signaling, it automatically corrects the electric power steering to keep the vehicle within the intended lane.




Blind Spot-detection Warning (BSW) Blind Spot-Collision Assist (BSA)

Automatically assists braking if the risk of collision with vehicles in the blind-spot while changing lanes is detected.




Rear Cross Traffic Collision Assist (RCTA) Rear Cross Traffic Warning (RCTW)

When reversing and an approaching vehicle is detected in its path, RCTA sounds an alarm and automatically applies the brakes to stop the vehicle and minimise the risk of collision.



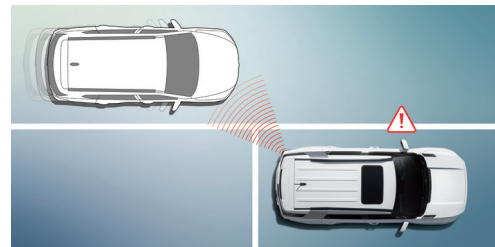
Smart High Beam (SHB)

Automatically lowers the high beam when an approaching vehicle is detected, making night-driving easier and safer.




Front Vehicle Start Warning (FVSW)

Attracts driver's attention with a visual pop-up alert and audible sound when the vehicle directly in front is pulling away.



Safety Exit Warning (SEW)

Warns of the risk of collision with vehicles in the blind spot when an occupant opens a door to get out of the vehicle once stationary.



Intelligent Speed Assist (ISA)

By detecting the speed limit, this function will warn the driver and help prevent the vehicle from speeding. The speed sign will be displayed on the instrument screen and if the vehicle is over (or under) the speed limit, the driver will be asked to reset the speed.



INTELLIGENT ADAPTIVE CRUISE CONTROL (IACC) CENTERING LANE KEEPING ASSIST (CLKA)

This provides lane centre assist control at any speed when in IACC autonomous driving mode. CLKA improves driver convenience by helping the vehicle to stay in the centre of its lane whether driving at high or low speed by monitoring the lane lines through the front camera and adjusting the steering.



* When using IACC, drivers are advised to keep their hands on the steering wheel and keep looking forward for safety.

ELECTRONIC STABILITY CONTROL (ESC)

The ESC features a multi collision brake system (MCB) that prevents secondary crashes following a primary accident, and trailer stability assist (TSA) helps prevent your trailer or caravan from swaying side-to-side when towing.

1. Electronic stability control (ESC) 2. Multi collision brake (MCB) 3. Trailer stability assist (TSA)





AWD SYSTEM

Whether going off-road or driving in the rain, Torres achieves its safe driving performance through the optimal distribution of driving force between the front and rear wheels. This is all thanks to the AWD system developed by KGM with its proven track record in the design and manufacture of four-wheel drive.

Driving Modes



2WD



AWD



AWD lock mode

FOR THE ROAD AHEAD

Whether climbing a mountain or fording a river, Torres will remain sure-footed throughout. With its extremely impressive four-wheel drive system, Torres offers an exemplary off-road ability on even the toughest terrain, and you can tow a boat, trailer or caravan without trepidation.

FORDING

Submersion up to a depth of 300mm (under 30km/h) is achievable through the highly effective waterproofing of its chassis.



Under 30km/h

Depth 300mm

TOWING CAPABILITY

In the event of a trailer snaking while being towed, the trailer stability assist function takes over to help the driver regain control when this alarming phenomenon starts to affect the steering and directional stability.



with braked trailer

1,500kg

with unbraked trailer

750kg (2WD/MT) or 500kg (2WD/AT, 4WD/AT)

FOR A WORLD OF ADVENTURE

Drawing on the spirit of the Torres del Paine paradise deep within South America, Torres gives you the confidence to go wherever you choose, inspiring you to explore higher and further to savour new horizons.



FEATURES

BE READY FOR ANYTHING — AND DO IT IN STYLE.



Auto-closing function



Bonnet detailing



Metallic-look C-Pillar detail



LED front fog lights

MAKE YOUR DRIVING SMARTER, EASIER AND MORE COMFORTABLE.



Overhead console with map light and sunroof control switch



Door map pockets



Centre under tray



Cup holders



Powered safety sunroof



High mounted central LED stop light



HD rearview camera



Shark-fin antenna with glonass, DAB and GSM



Rear air vent



12V power socket and USB chargers in the front and rear



Sliding sun visor with illumination



Manual roller blinds



Metallic-look rear skid plate



Trailer tow hitch mounting cover



Passenger seat walk-in-device



'Get you home' spare tyre



Electronic parking brake with auto-hold function



Wireless mobile charger



Gas bonnet strut



Luggage cover

COLOUR GUIDE

EXTERIOR COLOURS

1-TONE

2-TONE

1-TONE

2-TONE



LATTE GREIGE
(EBL)



GRAND WHITE
(WAA)



IRON METAL
(ADE)



FOREST GREEN
(GAO)



DANDY BLUE
(BAS)
(1-Tone Only)




SPACE BLACK
(LAK)
(1-Tone Only)

2-TONE EXTERIOR PACK (BLACK ROOF)
Black colour treatment on the C-pillar detail, styled roof rails and roof mounted air spoiler

INTERIOR COLOURS




TEAL GREY & GREIGE WHITE 2-TONE INTERIOR COLOUR (ADF)



TPU (Thermoplastic polyurethane)
Gun metal grain


Genuine leather seat
Cross brushed metal grain



Woven cloth seat



RAWHIDE BROWN INTERIOR COLOUR (OBB)



TPU and cloth combination seat
Wave black high gloss grain

Genuine leather seat
Cross brushed metal grain



CHARCOAL BLACK INTERIOR COLOUR (LBH)



TPU (Thermoplastic polyurethane)
Gun metal grain

Genuine leather seat
Cross brushed metal grain



Woven cloth seat

WHEELS



17"
alloy wheels



18"
diamond-cut finished
alloy wheels



20"
diamond-cut finished
alloy wheels

FEATURES LIST

ENGINE & FUEL SYSTEM	<p>Temporary spare tyre with luggage board and luggage side tray (optional)</p> <p>Tyre repair kit (optional)</p> <p>Tyre pressure monitoring system</p>
EXTERIOR	<p>Body-coloured bumpers</p> <p>Long license plate detailing</p> <p>Exterior rear view mirrors, electrically controlled, foldable and heated</p> <p>Body-coloured exterior rear view mirrors with side repeaters</p> <p>Natural-coloured side sill mouldings</p> <p>Black A-pillar trim</p> <p>Metallic-look C-pillar detail</p> <p>Body-coloured exterior door handles</p> <p>Body-coloured hexagonal rear centre detailing</p> <p>Bonnet detailing</p> <p>Trailer tow hitch mounting</p> <p>Black-coloured styled roof rails (optional)</p> <p>Black two-tone exterior package – roof, roof rail, C-pillar and air spoiler (optional)</p>
GLASS	<p>Tinted windscreen with noise control glass</p> <p>Tinted glass on front & rear doors, quarterlights and tailgate</p> <p>Solar control & laminated front door glass (deluxe)</p> <p>Privacy glass on the rear doors, quarterlights and tailgate (deluxe)</p>
INTERIOR	<p>Charcoal black interior colour</p> <p>Teal grey & greige white 2-tone interior colour</p> <p>Rawhide brown interior colour</p> <p>Sun visors with vanity mirror, illumination and extension</p> <p>Adjustable day/night rearview mirror</p> <p>Electrochromic interior rearview mirror (deluxe)</p> <p>Padded dashboard with grain</p> <p>Silver finished inside door handles</p> <p>Deluxe centre console with storage tray</p> <p>Leather-covered door trim</p> <p>Plastic front and rear door scuff</p> <p>Floor mounted accelerator pedal</p> <p>Luggage cover (optional)</p> <p>Luggage board with deluxe centre luggage tray (optional)</p> <p>Stainless-steel front door scuff (optional)</p> <p>Manual roller blind (optional)</p> <p>Floor mats (optional)</p> <p>Warning triangle (optional)</p>
ENGINE & FUEL SYSTEM	<p>1.5litre gasoline direct injection (GDI) turbo engine (163ps/280Nm)</p> <p>Engine acoustic cover</p> <p>Electronic cruise control</p> <p>Speed assistance system</p> <p>Euro 6e step 3 emission with gasoline particulate filter</p> <p>50litre fuel tank</p> <p>Idle stop & go (ISG) system with electric energy management (EEM)</p> <p>Voltage stabilizer</p> <p>Single exhaust silencer</p> <p>Cyber security</p> <p>Intelligent speed assist system (ISA)</p>
DRIVE TRAIN	<p>Front wheel drive system</p> <p>6-speed manual transmission with urethane transmission gear knob</p> <p>3rd-generation AISIN 6-speed automatic transmission with 'By Wire' gear changing via toggle control and paddle shift (optional)</p> <p>Active AWD with lock function (optional)</p>
STEERING SYSTEM	<p>Electric power steering</p> <p>Driving modes - Comfort/Sport/Winter</p> <p>Manually-controlled telescopic and tilt steering</p> <p>Mechanical steering column lock</p> <p>Electric steering column lock</p> <p>Urethane steering wheel</p> <p>Silver-painted steering wheel bezel</p> <p>Leather-covered steering wheel (optional)</p> <p>Heated & leather-covered steering wheel (optional)</p>
SUSPENSION	<p>Front Macpherson strut suspension</p> <p>Multilink rear suspension</p> <p>Shock absorbers & coil springs</p>
BRAKE SYSTEM	<p>Ventilated front disc brakes and rear disc brakes</p> <p>Electronic parking brake with auto-hold function</p> <p>Electronic stability control (ESC) with antilock brake system (ABS), traction control system (TCS), active roll-over protection (ARP), brake assist system (BAS), hill start assist (HSA), emergency stop signal (ESS), hill descent control (HDC), trailer stability assist (TSA) and multi collision brake system (MCB)</p>
WHEELS AND TYRES	<p>17" alloy wheels with 225/60R tyres</p> <p>18" diamond-cut finished alloy wheels with 235/55R tyres (optional)</p> <p>20" diamond-cut finished alloy wheels with 245/45R tyres (optional)</p>

SEATS	<p>5 seats</p> <p>Manually height-adjustable driver's seat with sliding head rest</p> <p>Manually adjustable passenger's seat with sliding head rest</p> <p>Front seat back map pockets</p> <p>40:60 split foldable rear seat with 32.5 degree tilt</p> <p>Cloth upholstery</p> <p>Heated front seats (optional)</p> <p>Thermoplastic polyurethane (TPU) upholstery including rear seat centre armrest and cup holder (deluxe)</p> <p>Leather upholstery including rear seat centre armrest and cup holder (deluxe)</p> <p>8-way power-adjustable front seats with sliding hanger headrest (deluxe)</p> <p>Driver's seat with 2-way powered lumbar support (deluxe)</p> <p>Passenger's seat walk-in-device (deluxe)</p> <p>Ventilated front seats (deluxe)</p> <p>Heated seats, front and rear (deluxe)</p>
SAFETY	<p>Dual airbags for driver and passenger</p> <p>Front seat side airbags</p> <p>Curtain airbags front and rear</p> <p>Driver knee airbag (optional)</p> <p>Airbag On / Off switch for front passenger</p> <p>Front seat belt ELR pretensioner and load limiter with anchor pretensioner</p> <p>2nd row seatbelts with load limiters and pre-tensioners (both sides) & 3-point center seatbelt</p> <p>Child seat anchorage for rear seats</p> <p>Seat belts reminder warning for front and rear all seating positions</p> <p>Autonomous Emergency Braking (AEB) with Lane Departure Warning (LDW), Smart High Beam (SHB), Front Vehicle Start Warning (FVSW), Driver Drowsiness Attention Warning (DDAW) and Safety Distance Warning (SDW)</p> <p>Rear Blind Spot Detection (BSD) including Blind Spot Detection Warning (BSW), Lane Change Collision Warning (LCW), Rear Cross Traffic Warning (RCTW), Blind Spot Collision Assist (BSA), Rear Cross Traffic Collision Assist (RCTA) and Safety Exit Warning (SEW) (optional)</p> <p>Intelligent Adaptive Cruise Control (IACC) including Centering lane keeping assist (CLKA)</p>
CONVENIENCE	<p>12.3" full colour LCD cluster including trip computer</p> <p>LED front head lights with leveling</p> <p>LED front direction indicators</p> <p>High mounted central LED brake light</p> <p>Rear combination lamp with LED brake lights</p>

Powered driver's door window with 1-touch lowering
Front safety powered windows (deluxe)
LED interior light
Manually operated tailgate
Smart power-operated tailgate (deluxe)
Remote keyless entry system with folding controller
Dual smart key system with auto locking system (deluxe)
Immobiliser with keyhole illumination
Anti-theft alarm
Twin horn
Automatic headlight control
Rear parking sensors
Four front and rear parking sensors (deluxe)
Rain sensing windscreen wipers
Intermittent rear wiper
12V front power socket
LED front fog lights (optional)
LED rear fog light
LED daytime running light
Safety power sunroof (optional)
Wireless charger (optional)
3D 360 degree around view monitoring system (optional)

Mood lamp pack (32 colour selections) [Ambient lighting on the instrument panel, door trim and centre console, door trim covering on the front and rear door centres and soft-touch area to the upper front doors]

CLIMATE CONTROL
Front dual zone auto air conditioning system
Heater and air compressor
Air conditioner filter
Rear air vent on centre console

AUDIO & VIDEO
12.3" navigation with HD rearview camera
Car connectivity - Apple CarPlay & Google Android Auto
Bluetooth hands free
6 speakers
Shark-fin antenna with glonass, DAB and GSM
Remote control audio switches on steering wheel
USB charger & USB slots, front and rear
Emergency call system
Alcohol interlocks system

* Some features may be optional or unavailable according to market. Please contact your local dealer for the exact details regarding vehicles sold in your area.


TECHNICAL DATA

		ENGINE		Petrol 1.5 GDI Turbo with ISG		
DRIVEN WHEELS				2WD	4WD	
TRANSMISSION		6MT		6AT	6AT	
EMISSION				Euro 6e		
EXTERIOR DIMENSION		Overall length		4,705		
		Overall width		1,890		
		Overall height		1,710(1,720 : with roof rack)		
		Wheelbase		2,680		
		Tread		Front	1,610	
				Rear	1,630	
		Overhang		Front	935	
		Rear	1,090			
WEIGHT		Minimum ground clearance		195		
		Minimum turning radius		5.42		
		Gross vehicle weight		2,050	2,080	2,170
ENGINE		Kerb weight		1,498	1,528	
		Gross trailer weight		1,500		
				Braked	500	
		Unbraked		750		
PERFORMANCE		Fuel		Petrol		
		Fuel tank		ℓ		
		Capacity		cc		
		Bore X stroke		mm		
		Compression ratio		-		
FUEL CONSUMPTION		Number of cylinders		4 in-line		
		Max. power		kW/rpm		
				120 / 5,000 – 5,500		
				ps/rpm		
				163 / 5,000 – 5,500		
FUEL CONSUMPTION		Max. torque		Nm/rpm		
				kgf.m/rpm		
				280 / 1,500 – 4,000		
		Max. speed		km/h		
				194		
FUEL CONSUMPTION		CO ₂ (combined)		g/km		
				179.7		
				7.912		
				193.6		
				8.523		
				205.0		
				9.012		
FUEL CONSUMPTION		Phase 1 (Low phase)		9.531		
		Phase 2 (Mid phase)		7.411		
		Phase 3 (High phase)		6.831		
		Phase 4 (Extra High phase)		8.533		
		Test mode		8.533		
				Worldwide Harmonised Light Vehicle Test Procedure (WLTP)		

* The fuel economy can vary according to road conditions or driver's habits. * The above technical data can vary slightly by regional certification requirements or sales specifications. * ISG : Idle Stop and Go

DIMENSIONS

(mm)






KG Mobility Corporation

92 Tongil-ro, Jung-gu, Seoul, Republic of Korea
www.kg-mobility.com/en

 <https://www.facebook.com/KGMglobalofficial/>

 <https://www.instagram.com/kgm.world.official/>

Some of the equipment shown in this brochure is optional and may not be available on all models or in all markets.
All specifications are subject to change without notice.
Please contact your local dealer for the latest information.